

# Preparation of Papers for IJET

First Author's Name Surname, Second Author's Name Surname, and Third Author's Name Surname

**Abstract**—This instruction gives you guidelines for preparing papers for the International Journal of Electronics and Telecommunications (IJET). Use this document as a template in Microsoft Word. The whole manuscript (including the abstract) should be written in English. The manuscript should be kept within a reasonable number of pages. The abstract should summarize the paper, stating clearly a new and original contribution of the article or its relation to the state-of-the-art field. An abstract should not usually exceed 100 words.

**Keywords**—article; instruction; text; figure; table; equation; references

## I. INTRODUCTION

THE submitted the manuscript should be prepared strictly according to the guidelines presented in this paper. Use this document with the Styles definition as a template if you are using Microsoft Word 365. The manuscript should contain 6 pages at least. It should be in a two-column format. In general, a full manuscript consists of "Introduction", "Objectives", "Methods", "Results", "Discussion" and "Conclusions". English is the only written language permitted throughout the text.

We accept papers prepared in MS Word (365) or LaTeX text editors. The manuscript's text should be typed on standard A4 paper, with 19 mm margins at the top, 27 mm at the bottom, and 13 mm margins on the left and right. The article should be single-spaced and typed using Times New Roman font. The text should be 10 pt., title 16 pt., abstract 9 pt., figure captions and references should be 8 pt., header 7 pt.

The title of the paper is to be typed in lowercase. Please use footnotes for authors' affiliations and also give their e-mail addresses. The title of the paper is to be typed in lower case. Please use footnote for authors' affiliations and give also e-mail addresses of authors.

The abstract should concisely state the purpose of the investigation and summarize the necessary conclusions. It should be a single paragraph of generally no more than 200 words.

Right after the abstract, 3-8 words or short phrases should be included for online searching (e.g. **Keywords** Table, Figure, Manuscript Format).

Equations should be placed within the text (1). They should be centered and numbered successively with Arabic numerals

TABLE I  
TABLE TITLE

Column 1	Column 2	Column 3 <sup>a</sup>
xx1	yyy1	zzz1
xxx2	yy2	zzz2
xxx3	yyy3	zz3

<sup>a</sup>[Footnote Text] Content

(minor non-referenced expressions might not be numbered). The equation's number should be positioned in parenthesis on the right, justified at the line of the equation:

$$n_e(\theta) = \frac{n_o n_e}{\sqrt{(n_e^2 - n_o^2) \cos^2 \theta + n_o^2}} \quad (1)$$

Variables should be set in italics, while functions, standard quantities, constants, and numerals should be set in romans. Vectors and matrices should be indicated by **bold romans** or **bold italics**, e.g. **a** or ***a*** for vectors and **A** or ***A*** for matrices.

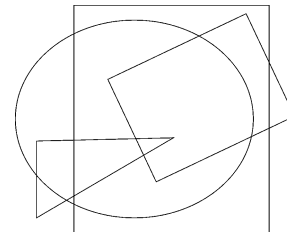


Fig. 1. Example of figure 1. Explain the significance of the figure in the caption.

All figures and tables should be numbered and always referred to in the text (e.g., Fig. 1 and Table I). Figures should be clear and high-quality finished artworks. The lettering should be large enough to be readily legible. Image quality is essential to how your graphics will be reproduced. If your pictures look low in quality on your printer or monitor, please keep in mind the quality cannot be improved after the submission.

Refer to equations by their numbers in parentheses or write out the word equation (do not abbreviate) and the number. Figures should be referred to in the abbreviated form Fig. 2 (but use Figure 2 when starting a sentence), while referring to a table requires the form Table, e.g., Table I.

This work was supported ... (sponsor and financial support acknowledgment goes here).

First Author and Second Author are with University of (affiliation goes here) (e-mail: ...).

Third Author is with ...



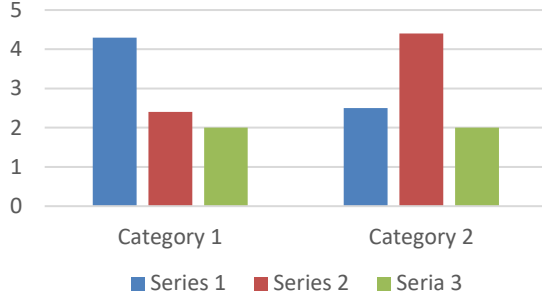


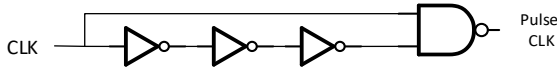
Fig. 2. Category 1 and category 2

References in the text should be numbered sequentially in the order in which they appear. Place their numbers in square brackets, for example, [1]. Some sampled references in a bibliography will follow in the last section of this paper [1]-[4]. Give all authors' names; do not use "et al." unless there are six authors or more. Use a space after the author's initials. Internet links may be included as references. Internet links should list the authors and the full URL (universal resource locator). Use also DOI in references (<https://doi.org/10.1515/xxx>)

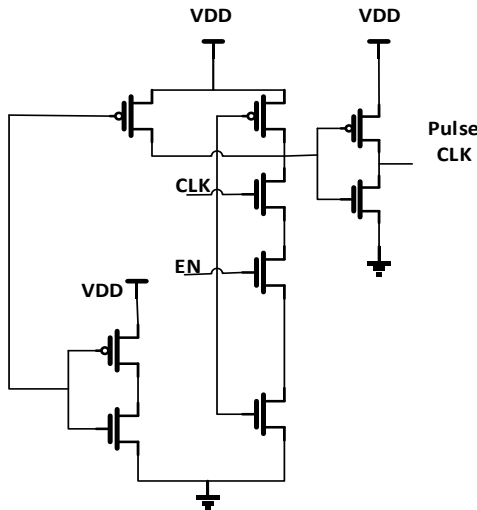
The table description (table number and table name – see Table II) and the first-level headings should be written in capital letters.

#### A. [Heading 2] Figures

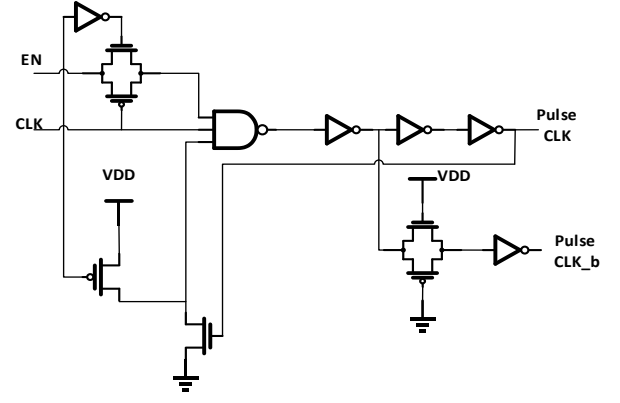
Figures must be created at a minimum resolution of 300 dpi to avoid poor printing quality. In the case of fuzzy or jagged figures, authors are required to replace them or send the original figures' files to us for reproduction (Figures Numbering & Citation).



(a)



(b)



(c)

Fig. 3. Example of figure 2. Pulse generator circuits (a) clock chopper (b) Naffziger (c) NEC RISC processor

All figures are to be sequentially numbered with Arabic numerals. Figures should always be cited in consecutive numerical order. (Figure 3) Parts in a figure can be identified by a, b, c, etc., and cited as Fig. 3a, Fig. 3b, Fig. 3c. Larger figures or tables ( $8.4\text{cm} \leq \text{Width} \leq 17\text{cm}$ ) may be put in one column.

#### B. Tables

##### 1) Tables Title

Every table must have a unique title placed at the top. The title should be clear and concise, and it should not be a complete sentence.

##### 2) Tables Format

Table tools in Microsoft Word are recommended for inserting a table. It's necessary to avoid tables created with the tab key.

##### 3) Tables Numbering & Citation

Tables in the main body of the text should be numbered consecutively according to their appearance in the text. Cite each table in numerical order.

#### C. Equation

##### 1) Equation Format

The equation number should be placed in parentheses to the right of the equation. Do not insert equations as pictures. Use MathType or insert symbols as the standard text.

Equation as normal text:

$$E=MC^2 \quad (2)$$

Equation created by MathType:

$$f(x) = a_0 + \sum_{n=1}^{\infty} (a_n \cos \frac{n\pi x}{L} + b_n \sin \frac{n\pi x}{L}) \quad (3)$$

##### 2) Equation Numbering & Citation

Equations should be numbered consecutively with Arabic numerals to avoid ambiguities, if they are referred to in the text. Citation for an equation should be made by using "(1)," not "Eq. (1)" or "equation (1)," except at the beginning of a sentence: "Equation (1) is..."

#### D. Appendix

An appendix may be included (and is often helpful) in mathematical or computational modeling.

#### 1) Reference Style

All sources cited in text must appear in the reference list, and all items in the reference list must be cited in the text. With the numerical system, references are arranged in the reference list to match the order they are cited in the text.

#### 2) Reference in-Text Citation Format

References are simply cited with the consistent reference number in square brackets. Do not set references number as

superscript number. Do not use “Ref. [3]” or “Reference [3]” except at the beginning of a sentence, e.g. “Reference [3] shows ...”

#### 3) Single Reference

If the author's name appears in the text, place the reference number immediately after the name.

E.g. A. Author [5] found an innovative scientific phenomenon.

TABLE II  
TABLE NAME

DATA	VALUE	DESCRIPTION
D1	V1	TEXT 1 TEXT TEXT TEXT TEXT TEXT TEXT TEXT TEXT TEXT TEXT TEXT TEXT TEXT TEXT TEXT TEXT TEXT TEXT TEXT
D2	V2	TEXT 2 TEXT TEXT TEXT TEXT TEXT TEXT TEXT TEXT TEXT TEXT TEXT TEXT TEXT TEXT TEXT TEXT TEXT TEXT TEXT
D3	V3	TEXT 3 TEXT TEXT TEXT TEXT TEXT TEXT TEXT TEXT TEXT TEXT TEXT TEXT TEXT TEXT TEXT TEXT TEXT TEXT TEXT

#### 4) Multiple References

- Put two or four numbers in numerical order and separate them by commas but no spaces, e.g. [2],[3].

- Indicate three or more consecutive reference numbers by giving the first and last numbers separated by a hyphen, e.g. [3]-[5].

#### 5) List of References

Authors are requested to check all references for completeness, including author names, paper title, publisher, journal heading, volume, number, pages for journal citations, year [6]-[11].

#### CONCLUSION

Any comments and suggestions are welcomed so we can constantly improve this template to satisfy all authors' research needs.

#### ACKNOWLEDGEMENTS

We are very grateful to experts for their appropriate and constructive suggestions to improve this template.

#### REFERENCES

- [1] A. Author, “Book style with paper title and editor,” in Title, 1nd ed. vol. 1, C. Editor, Ed. City: Publisher, pp. 10–50, 2017. <https://doi.org/10.1010/xxx>
- [2] F. Author, H. Author, and I. Author, “Journal style,” Journal, vol. 1, pp. 140–151, Jan. 2019. <https://doi.org/10.1010/yyy>
- [3] F. Author and Z. Author, “Journal style,” Journal, vol. 2, pp. 1–21, 2015. <https://doi.org/10.1015/xxx>
- [4] J. A. Author, “Periodical style,” Periodical, vol. 1, no. 1, pp. 30–38, Jan. 2010. <https://doi.org/10.1015/01xyv>
- [5] K. A. Author, “Published Conference Proceedings style,” in Proc. Conference, City, pp. 18–26, 2017. <https://doi.org/10.1017/111xxx>
- [6] L. A. Author and M. Author, “Presented Conference Paper style,” presented at Meeting (Conference), City, Jan. 2–7, 2015.
- [7] A. Author, “Conferences,” Publisher, vol. 1, no. 1, pp. 10–18, Feb. 2010. <https://doi.org/10.1010/xyy>
- [8] D. C. Author, “Write this article,” Periodical, vol. 1, no. 1, pp. 5–16, 2017. <https://doi.org/10.1015/xyzzz>
- [9] A. Young, “The Technical Writers Handbook”, Mill Valley, Toronto, 2015. <https://doi.org/10.1015/xxx>
- [10] B. White, “Title of paper with only first word capitalized”, J. Name Stand. Abbrev., (to be published).
- [11] K. A. Green, “Published Conference Proceedings style in articles”, in Proc. Conference, City, pp. 26–31, 2014. <https://doi.org/10.1020/xyzy>